



**ETNA**<sup>®</sup>  
FINE HANDMADE GLASSWARE

PRODUCT CATALOGUE

# Index

ETNA story	2
Craftsmanship	4
Sustainability	5
Products	6
Drinking	8
Dining	39
Living	52
Colors	68
Product care	70
Practical order information	71

# ETNA story

Welcome to ETNA. We are pleased to present a selection of our finest handmade glassware in three concept areas - Drinking, Dining and Living.

ETNA glassware are designed and handmade in Thailand by United Glass who is a specialist in glass making since 1973. Started as a small glass studio on the outskirts of Bangkok, United Glass has grown into one of the largest handmade glass manufacturing facilities in South-East Asia and today exports their glassware products to over thirty countries around the world.

There are plenty of reasons to choose your glassware from ETNA

**100% ownership** ETNA products are made by own factory, so there is a complete control of product quality, delivery and competitive pricing.

**True craftsmanship** Each piece of our products is carefully hand-crafted by our highly skilled craftsmen, guaranteeing the uniqueness of each and every piece

**Real colors** All colorful ETNA glassware pieces are made from real molten color glass. Unlike artificial sprayed or painted colors, our real glass colors are much longer lasting as well as food safe and dishwasher safe

**Extensive colors range** With more than fifty colors to choose from, ETNA offers one of the biggest ranges of colored glass in the industry

**Food safety** in full compliance with US FDA, US CalProp65, EU 84/500/EEC and Japanese food safety standards

**Experience** With almost half a century of experience in glass making and export, customers can be sure of a smooth and seamless process from order to delivery



# Craftsmanship

Each and every piece of ETNA glassware are 100% handmade using several forming techniques, most commonly mouth-blown. Each piece of glass is therefore individual and unique. The entire production process can take up to 24 hours and each step is carefully controlled with attention to details. The journey begins from choosing raw materials from sources with highest purity. The batch is mixed and melted at an extreme temperature of 1,500 degree Celsius for a duration of 12 hours or more then forming can take place. Forming is a team work where each piece of glass passes through no less than ten pairs of hands. Our highly-skilled teams of craftsmen have on average 25 years of glass blowing experience using techniques that have been passed along for centuries to create these beautiful products. Then finally the finished products are tested and quality checked according to standards before being packed and shipped to customers around the world.



# Sustainability

At ETNA, we want to make beautiful glasses and we want to make them in a sustainable way. We believe in the power of a sustainable production.

**Environment** Deriving our main raw material - pure white silica sand - directly from Mother Nature, environment is at our heart. We strive to reduce our impact on the environment as much as possible, constantly developing new green initiatives, including implementing a detailed recycle management plan which enable us to recycle 100% of the rejected glasses and re-melt them with the next batch. Our strong commitment to environmental sustainability is reflected through the achievement of Green Factory Award from the Thai Government.

**Social** With each individual personnel at ETNA being the key driving force behind our unique craftsmanship, we put highest emphasis on the wellbeing of our people. We strictly follow our own Code of Conduct in compliance with International Labour Organization (ILO).

**Standards** To ensure we are always at the highest international standards of health, safety and environment, we annually undertake the amfori BSCI factory audit, in which we consistently receive excellent ratings. Dust, heat, noise and light in our working areas are inspected by an independent agency annually to ensure clean and safe work environment.

# Products

ETNA offers premium quality handmade glassware products at affordable prices in three categories covering three areas of daily life.

## 01

### **DRINKING**

Colorful, elegant and fashionable drinking glasses to provoke all senses on dining tables. A preferred choice for top restaurants and luxurious hotels worldwide

## 02

### **DINING**

Playful glass dinnerware with design inspirations from the nature

## 03

### **LIVING**

Stunning decorative yet practical art glass pieces to celebrate modern lifestyle



DRINKING

# 01

Colorful, elegant and fashionable drinking glasses to provoke all senses on dining tables. A preferred choice for top restaurants and luxurious hotels worldwide



# SCALA



**SCALA TUMBLER  
TURQUOISE**

E9406/95 SK  
H 95 mm.  
Top  $\varnothing$  95 mm.  
Cap 350 ml.



**SCALA TUMBLER  
AQUA**

E9406/95 AQ  
H 95 mm.  
Top  $\varnothing$  95 mm.  
Cap 350 ml.



**SCALA TUMBLER  
COBALT**

E9406/95 CB  
H 95 mm.  
Top  $\varnothing$  95 mm.  
Cap 350 ml.



**SCALA TUMBLER  
LIME**

E9406/95 YG  
H 95 mm.  
Top  $\varnothing$  95 mm.  
Cap 350 ml.



**SCALA TUMBLER  
TALL CLEAR**

E9406/105 CL  
H 105 mm.  
Top  $\varnothing$  90 mm.  
Cap 350 ml.



**SCALA TUMBLER  
TALL OLIVE**

E9406/105 OG  
H 105 mm.  
Top  $\varnothing$  90 mm.  
Cap 350 ml.



**SCALA TUMBLER  
TALL CHOCOLATE**

E9406/105 SM  
H 105 mm.  
Top  $\varnothing$  90 mm.  
Cap 350 ml.



**SCALA TUMBLER  
TALL SMOKE**

E9406/105 GY  
H 105 mm.  
Top  $\varnothing$  90 mm.  
Cap 350 ml.



**AMATA TUMBLER  
SMALL ROSE**

E9431/90 V0.5A  
H 90 mm.  
Top  $\varnothing$  87 mm.  
Cap 250 ml.



**AMATA TUMBLER  
TALL SAPPHIRE**

E9431/105 SP  
H 105 mm.  
Top  $\varnothing$  90 mm.  
Cap 350 ml.



**AMATA TUMBLER  
TALL SMOKE**

E9431/105 GY  
H 105 mm.  
Top  $\varnothing$  90 mm.  
Cap 350 ml.



**AMATA GOBLET  
OLIVE**

E9431/160 OG  
H 160 mm.  
Top  $\varnothing$  90 mm.  
Cap 350 ml.



**GRID TUMBLER  
CLEAR**

E9425/90 CL  
H 90 mm.  
Top  $\varnothing$  85 mm.  
Cap 300 ml.



**GRID TUMBLER  
ROSE**

E9425/90 V0.5A  
H 90 mm.  
Top  $\varnothing$  85 mm.  
Cap 300 ml.



**GRID TUMBLER  
PERSIAN BLUE**

E9425/90 CB  
H 90 mm.  
Top  $\varnothing$  85 mm.  
Cap 300 ml.



**GRID TUMBLER  
SMOKE**

E9425/90 GY  
H 90 mm.  
Top  $\varnothing$  85 mm.  
Cap 300 ml.



**SIENNE TUMBLER  
COBALT BLUE**

E9426/88 CB  
H 88 mm.  
Top  $\varnothing$  88 mm.  
Cap 260 ml.



**SIENNE TUMBLER  
AQUA**

E9426/88 AQ  
H 88 mm.  
Top  $\varnothing$  88 mm.  
Cap 260 ml.



**SIENNE TUMBLER  
RED**

E9426/88 RD  
H 88 mm.  
Top  $\varnothing$  88 mm.  
Cap 260 ml.



**SIENNE TUMBLER  
BLACK**

E9426/88 BK  
H 88 mm.  
Top  $\varnothing$  88 mm.  
Cap 260 ml.



**CLEO TUMBLER  
CLEAR**

E9434/105 CL  
H 105 mm.  
Top  $\varnothing$  88 mm.  
Cap 310 ml.



**CLEO TUMBLER  
MIDNIGHT BLUE**

E9434/105 IB  
H 105 mm.  
Top  $\varnothing$  88 mm.  
Cap 310 ml.



**CLEO TUMBLER  
OLIVE**

E9434/105 OG  
H 105 mm.  
Top  $\varnothing$  88 mm.  
Cap 310 ml.



**CLEO TUMBLER  
ROSE**

E9434/105 V0.5A  
H 105 mm.  
Top  $\varnothing$  88 mm.  
Cap 310 ml.



**SORRENTO TUMBLER  
BLUE**

E9437/110 AQ  
H 110 mm.  
Top  $\varnothing$  88 mm.  
Cap 270 ml.



**SORRENTO TUMBLER  
SMOKE**

E9437/110 GY  
H 110 mm.  
Top  $\varnothing$  88 mm.  
Cap 270 ml.



**SORRENTO PEARL  
TUMBLER VIOLET**

E9437B/110 V  
H 110 mm.  
Top  $\varnothing$  88 mm.  
Cap 270 ml.



**SORRENTO PEARL  
TUMBLER APPLE  
GREEN**

E9437B/110 AG  
H 110 mm.  
Top  $\varnothing$  88 mm.  
Cap 270 ml.



**CLEO TWIST  
TUMBLER CLEAR**

E9434T/105 CL  
H 105 mm.  
Top  $\varnothing$  88 mm.  
Cap 310 ml.



**CLEO TWIST  
TUMBLER ROSE**

E9434T/105 V.05A  
H 105 mm.  
Top  $\varnothing$  88 mm.  
Cap 310 ml.



**HELIX TUMBLER  
CLEAR**

E9433/95 CL  
H 95 mm.  
Top  $\varnothing$  95 mm.  
Cap 250 ml.



**HELIX TUMBLER  
MINT**

E9433/95 RG  
H 95 mm.  
Top  $\varnothing$  95 mm.  
Cap 250 ml.



**OSLO TUMBLER  
SMOKE/BLUE**

E9438/110 GYAQ  
H 110 mm.  
Top  $\varnothing$  88 mm.  
Cap 270 ml.



**OSLO TUMBLER  
SMOKE/PINK**

E9438/110 GYPK  
H 110 mm.  
Top  $\varnothing$  88 mm.  
Cap 270 ml.



**RIBBLE TUMBLER  
ROSE**

E9436/90 V0.5A  
H 90 mm.  
Top  $\varnothing$  88 mm.  
Cap 320 ml.



**RIBBLE TUMBLER  
SKY BLUE**

E9436/90 SK3  
H 90 mm.  
Top  $\varnothing$  88 mm.  
Cap 320 ml.



# PICCA DILLY



**PICCADILLY  
TUMBLER S  
CLEAR**

E9214/90 CL  
H 90 mm.  
Top  $\varnothing$  70 mm.  
Cap 230 ml.



**PICCADILLY  
TUMBLER M  
OLIVE**

E9214/91 OG  
H 91 mm.  
Top  $\varnothing$  79 mm.  
Cap 300 ml.



**PICCADILLY  
TUMBLER M  
BROWN**

E9214/91 SM  
H 91 mm.  
Top  $\varnothing$  79 mm.  
Cap 300 ml.



**PICCADILLY  
TUMBLER M  
SMOKE**

E9214/91 GY  
H 91 mm.  
Top  $\varnothing$  79 mm.  
Cap 300 ml.



**PICCADILLY  
TUMBLER M  
MULBERRY**

E9214/91 V0.7  
H 91 mm.  
Top  $\varnothing$  79 mm.  
Cap 300 ml.



**PICCADILLY  
GOBLET  
SMOKE**

E9214/140 GY  
H 140 mm.  
Top  $\varnothing$  85 mm.  
Cap 350 ml.



**PICCADILLY  
TUMBLER L  
COPPER**

E9214/98 A60  
H 98 mm.  
Top  $\varnothing$  85 mm.  
Cap 400 ml.



**PICCADILLY  
HIGHBALL S  
PIGEON BLUE**

E9214/120 IB  
H 120 mm.  
Top  $\varnothing$  70 mm.  
Cap 340 ml.



**PICCADILLY  
HIGHBALL L  
PINK**

E9214/135 PK  
H 135 mm.  
Top  $\varnothing$  80 mm.  
Cap 450 ml.



**PICCADILLY  
CARAFE  
SMOKE**

E9214/230 GY  
H 230 mm.  
Top  $\varnothing$  85 mm.  
Cap 1.000 ml.

# GLOW



**GLOW TUMBLER  
PERSIAN BLUE**

E9234/95 CB  
H 95 mm.  
Top  $\varnothing$  90 mm.  
Cap 320 ml.



**GLOW TUMBLER  
SMOKE**

E9234/95 GY  
H 95 mm.  
Top  $\varnothing$  90 mm.  
Cap 320 ml.



**GLOW TUMBLER  
MULBERRY**

E9234/95 V  
H 95 mm.  
Top  $\varnothing$  90 mm.  
Cap 320 ml.



**GLOW TUMBLER  
OLIVE**

E9234/95 OG  
H 95 mm.  
Top  $\varnothing$  90 mm.  
Cap 320 ml.



**GLOW STACKABLE  
MINI TUMBLER  
CLEAR**

E9234/85 CL  
H 85 mm.  
Top  $\varnothing$  78 mm.  
Cap 250 ml.



**GLOW STACKABLE  
MINI TUMBLER  
SMOKE**

E9234/85 GY  
H 85 mm.  
Top  $\varnothing$  78 mm.  
Cap 250 ml.



**GLOW HIGHBALL S  
CLEAR**

E9234/125 CL  
H 125 mm.  
Top  $\varnothing$  85 mm.  
Cap 340 ml.



**GLOW HIGHBALL L  
CLEAR**

E9234H/150 CL  
H 150 mm.  
Top  $\varnothing$  90 mm.  
Cap 500 ml.



**GLOW GOBLET S  
CLEAR**

E9234G/130 CL  
H 130 mm.  
Top  $\varnothing$  90 mm.  
Cap 320 ml.



**GLOW GOBLET L  
CLEAR**

E9234G/150 CL  
H 150 mm.  
Top  $\varnothing$  90 mm.  
Cap 320 ml.



**GLOW COCKTAIL  
CLEAR**

E9234/145 CL  
H 145 mm.  
Top  $\varnothing$  85 mm.  
Cap 340 ml.



**GLOW ICE CREAM  
BOWL CLEAR**

E9234/135 CL  
H 135 mm.  
Top  $\varnothing$  123 mm.  
Cap 500 ml.



**GLOW PLATE CLEAR**

E9234/195 CL  
H 28 mm.  
Top  $\varnothing$  195 mm.



**GLOW CAKE STAND CLEAR**

E9234/310 CL  
H 100 mm.  
Top  $\varnothing$  310 mm.



**GLOW BOWL CLEAR**

E9234/123 CL  
H 75 mm.  
Top  $\varnothing$  123 mm.  
Cap 500 ml.

**GLOW PITCHER CLEAR**

E9234/180 CL  
H 180 mm.  
Top  $\varnothing$  135 mm.  
Cap 1.300 ml.

# GLOW





**BENJA TUMBLER S PINK**

E9420/90 PK  
H 90 mm.  
Top  $\varnothing$  85 mm.  
Cap 250 ml.



**BENJA TUMBLER S EMERALD**

E9420/90 EG  
H 90 mm.  
Top  $\varnothing$  85 mm.  
Cap 250 ml.



**BENJA TUMBLER L MINT**

E9420/100 RG  
H 100 mm.  
Top  $\varnothing$  95 mm.  
Cap 350 ml.



**BENJA TUMBLER L SMOKE**

E9420/100 GY  
H 100 mm.  
Top  $\varnothing$  95 mm.  
Cap 350 ml.



**OLE TUMBLER CLEAR**

E9285/90 CL  
H 90 mm.  
Top  $\varnothing$  77 mm.  
Cap 320 ml.



**OLE TUMBLER SAPPHIRE**

E9285/90 SP  
H 90 mm.  
Top  $\varnothing$  77 mm.  
Cap 320 ml.



**OLE TUMBLER OLIVE**

E9285/90 OG  
H 90 mm.  
Top  $\varnothing$  77 mm.  
Cap 320 ml.



**OLE TUMBLER MULBERRY**

E9285/90 V  
H 90 mm.  
Top  $\varnothing$  77 mm.  
Cap 320 ml.



**LOUISE TUMBLER CLEAR**

E9440/110 CL  
H 110 mm.  
Top  $\varnothing$  90 mm.  
Cap 300 ml.



**LOUISE TUMBLER APPLE GREEN**

E9440/110 AG  
H 110 mm.  
Top  $\varnothing$  90 mm.  
Cap 300 ml.



**LOUISE TUMBLER STEEL BLUE**

E9440/110 IB  
H 110 mm.  
Top  $\varnothing$  90 mm.  
Cap 300 ml.



**LOUISE GOBLET PEACH**

E9440/160 PH  
H 160 mm.  
Top  $\varnothing$  90 mm.  
Cap 250 ml.



**OLE TUMBLER TALL SAPPHIRE**

E9285/115 SP  
H 115 mm.  
Top  $\varnothing$  67 mm.  
Cap 290 ml.



**OLE GOBLET S OLIVE**

E9285/140 OG  
H 140 mm.  
Top  $\varnothing$  67 mm.  
Cap 290 ml.



**OLE GOBLET L CLEAR**

E9285/150 CL  
H 150 mm.  
Top  $\varnothing$  67 mm.  
Cap 290 ml.



**OLE PITCHER CLEAR**

E9285/170 CL  
H 170 mm.  
Top  $\varnothing$  130 mm.  
Cap 1,500 ml.



**DIAMOND TUMBLER CLEAR**

E9216/92 CL  
H 92 mm.  
Top  $\varnothing$  79 mm.  
Cap 300 ml.



**DIAMOND TUMBLER TALL OLIVE**

E9216/125 OG  
H 125 mm.  
Top  $\varnothing$  80 mm.  
Cap 420 ml.



**DIAMOND TUMBLER TALL BRONZE**

E9216/125 BW  
H 125 mm.  
Top  $\varnothing$  80 mm.  
Cap 420 ml.



**DIAMOND CARAFE PERSIAN BLUE**

E9216/230 CB  
H 230 mm.  
Top  $\varnothing$  85 mm.  
Cap 1,000 ml.



**BOXX STACKABLE DOF OLIVE**

E9270/95 OG  
H 95 mm.  
Top  $\varnothing$  83 mm.  
Cap 380 ml.



**BOXX STACKABLE TUMBLER SMOKE**

E9270/110 GY  
H 110 mm.  
Top  $\varnothing$  73 mm.  
Cap 320 ml.



**BOXX STACKABLE HIGHBALL CLEAR**

E9270/135 CL  
H 135 mm.  
Top  $\varnothing$  79 mm.  
Cap 380 ml.



**BOXX CARAFE SMOKE**

E9270/225 GY  
H 225 mm.  
Top  $\varnothing$  83 mm.  
Cap 1,000 ml.



**BOMBAY TUMBLER L  
GOLD**

E9266/115 A  
H 115 mm.  
Top  $\varnothing$  90 mm.  
Cap 360 ml.



**BOMBAY TUMBLER L  
OLIVE**

E9266/115 OG  
H 115 mm.  
Top  $\varnothing$  90 mm.  
Cap 360 ml.



**BOMBAY TUMBLER L  
PERSIAN BLUE**

E9266/115 CB  
H 115 mm.  
Top  $\varnothing$  90 mm.  
Cap 360 ml.



**BOMBAY TUMBLER L  
PURPLE**

E9266/115 V  
H 115 mm.  
Top  $\varnothing$  90 mm.  
Cap 360 ml.



**BOMBAY TUMBLER S  
CLEAR**

E9266/100 CL  
H 100 mm.  
Top  $\varnothing$  82 mm.  
Cap 270 ml.



**BOMBAY TUMBLER S  
SKY BLUE**

E9266/100 SK  
H 100 mm.  
Top  $\varnothing$  82 mm.  
Cap 270 ml.



**BOMBAY HIGHBALL  
CLEAR**

E9266/150 CL  
H 150 mm.  
Top  $\varnothing$  90 mm.  
Cap 500 ml.



**BOMBAY HIGHBALL  
SKY BLUE**

E9266/150 SK  
H 150 mm.  
Top  $\varnothing$  90 mm.  
Cap 500 ml.



**BOMBAY PLATE CLEAR**

E9266/210 CL  
Top  $\varnothing$  210 mm.

B  
O  
M  
B  
A  
Y



**HAMMER C TUMBLER MINT**

E9260C/85 RG  
H 85 mm.  
Top  $\varnothing$  75 mm.  
Cap 360 ml.



**HAMMER C TUMBLER PINK**

E9260C/85 PK  
H 85 mm.  
Top  $\varnothing$  75 mm.  
Cap 360 ml.



**HAMMER C TUMBLER SKY BLUE**

E9260C/85 SK  
H 85 mm.  
Top  $\varnothing$  75 mm.  
Cap 360 ml.



**HAMMER C TUMBLER CLEAR**

E9260C/85 CL  
H 85 mm.  
Top  $\varnothing$  75 mm.  
Cap 360 ml.



**HAMMER C HIGHBALL CHOCOLATE**

E9260C/120 SM  
H 120 mm.  
Top  $\varnothing$  70 mm.  
Cap 400 ml.



**HAMMER C HIGHBALL SMOKE**

E9260C/120 GY  
H 120 mm.  
Top  $\varnothing$  70 mm.  
Cap 400 ml.



**HAMMER C GOBLET CLEAR**

E9260C/125 CL  
H 125 mm.  
Top  $\varnothing$  75 mm.  
Cap 320 ml.



**HAMMER C GOBLET SMOKE**

E9260C/125 GY  
H 125 mm.  
Top  $\varnothing$  75 mm.  
Cap 320 ml.



**HAMMER A TUMBLER OLIVE**

E9260A/90 OG  
H 90 mm.  
Top  $\varnothing$  75 mm.  
Cap 300 ml.



**HAMMER A HIGHBALL OLIVE**

E9260A/130 OG  
H 130 mm.  
Top  $\varnothing$  70 mm.  
Cap 360 ml.



**HAMMER A GOBLET CLEAR**

E9260AG/130 CL  
H 130 mm.  
Top  $\varnothing$  75 mm.  
Cap 300 ml.



**HAMMER C PITCHER CLEAR**

E9260C/180 CL  
H 180 mm.  
Top  $\varnothing$  110 mm.  
Cap 1,500 ml.

# HAMMER





**OLYMPIA TUMBLER S SMOKE**

E9616/78 GY  
H 78 mm.  
Top  $\varnothing$  82 mm.  
Cap 280 ml.



**OLYMPIA TUMBLER L CLEAR**

E9616/93 CL  
H 93 mm.  
Top  $\varnothing$  82 mm.  
Cap 380 ml.



**OLYMPIA GOBLET S SMOKE**

E9616/110 GY  
H 110 mm.  
Top  $\varnothing$  82 mm.  
Cap 280 ml.



**OLYMPIA GOBLET L CLEAR**

E9616/128 CL  
H 128 mm.  
Top  $\varnothing$  82 mm.  
Cap 380 ml.



**BAO BAO TUMBLER STEEL BLUE**

E9300/105 IB  
H 105 mm.  
Top  $\varnothing$  80 mm.  
Cap 330 ml.



**BAO BAO TUMBLER SMOKE**

E9300/105 GY  
H 105 mm.  
Top  $\varnothing$  80 mm.  
Cap 330 ml.



**AIR TUMBLER CLEAR**

E9108/100 CL  
H 100 mm.  
Top  $\varnothing$  90 mm.  
Cap 350 ml.



**AIR HIGHBALL CLEAR**

E9108/150 CL  
H 150 mm.  
Top  $\varnothing$  90 mm.  
Cap 550 ml.



**COSMO TUMBLER ROSE**

E9233/95 V0.5A  
H 95 mm.  
Top  $\varnothing$  90 mm.  
Cap 320 ml.



**COSMO HIGHBALL ROSE**

E9233H/150 V0.5A  
H 150 mm.  
Top  $\varnothing$  90 mm.  
Cap 500 ml.



**COSMO GOBLET ROSE**

E9233G/150 V0.5A  
H 150 mm.  
Top  $\varnothing$  90 mm.  
Cap 320 ml.



**COSMO GOBLET CLEAR**

E9233G/150 CL  
H 150 mm.  
Top  $\varnothing$  90 mm.  
Cap 320 ml.



**TIO TUMBLER CLEAR**

E9298/90 CL  
H 90 mm.  
Top  $\varnothing$  83 mm.  
Cap 240 ml.



**TIO TUMBLER OLIVE**

E9298/90 OG  
H 90 mm.  
Top  $\varnothing$  83 mm.  
Cap 240 ml.



**TIO TUMBLER TALL CLEAR**

E9298/120 CL  
H 120 mm.  
Top  $\varnothing$  78 mm.  
Cap 340 ml.



**TIO TUMBLER TALL OLIVE**

E9298/120 OG  
H 120 mm.  
Top  $\varnothing$  78 mm.  
Cap 340 ml.



**COSMO PLATE ROSE**

E9233/210 V0.5A  
Top  $\varnothing$  210 mm.



**COSMO BOWL ROSE**

E9233/110 V0.5A  
H 65 mm.  
Top  $\varnothing$  110 mm.  
Cap 300 ml.



**COSMO PITCHER CLEAR**

E9233/230 CL  
H 230 mm.  
Top  $\varnothing$  120 mm.  
Cap 1,200 ml.



**LUVIA TUMBLER CLEAR**

E9297/95 CL  
H 95 mm.  
Top  $\varnothing$  68 mm.  
Cap 320 ml.



**LUVIA TUMBLER CARAMEL**

E9297/95 BW  
H 95 mm.  
Top  $\varnothing$  68 mm.  
Cap 320 ml.



**LUVIA TUMBLER TALL APPLE GREEN**

E9297/110 AG  
H 110 mm.  
Top  $\varnothing$  65 mm.  
Cap 375 ml.



**LUVIA TUMBLER TALL OLIVE**

E9297/110 OG  
H 110 mm.  
Top  $\varnothing$  65 mm.  
Cap 375 ml.



**ROCKY HIGHBALL  
CLEAR**

E9254/125 CL  
H 125 mm.  
Top  $\varnothing$  74 mm.  
Cap 440 ml.



**ROCKY HIGHBALL  
SMOKE**

E9254/125 GY  
H 125 mm.  
Top  $\varnothing$  74 mm.  
Cap 440 ml.



**ROCKY GOBLET  
CLEAR**

E9254/130 CL  
H 130 mm.  
Top  $\varnothing$  78 mm.  
Cap 380 ml.



**ROCKY GOBLET  
MIDNIGHT BLUE**

E9254/130 IB  
H 130 mm.  
Top  $\varnothing$  78 mm.  
Cap 380 ml.



**ROCKY TUMBLER  
CLEAR**

E9254/95 CL  
H 95 mm.  
Top  $\varnothing$  78 mm.  
Cap 380 ml.



**ROCKY TUMBLER  
SMOKE**

E9254/95 GY  
H 95 mm.  
Top  $\varnothing$  78 mm.  
Cap 380 ml.



**ROCKY TUMBLER  
MIDNIGHT BLUE**

E9254/95 IB  
H 95 mm.  
Top  $\varnothing$  78 mm.  
Cap 380 ml.



**ROCKY PITCHER  
CLEAR**

E9254/170 CL  
H 170 mm.  
Top  $\varnothing$  115 mm.  
Cap 2.000 ml.

# ROCKY







# INDIGO



**INDIGO TUMBLER CLEAR**  
E9174/100 CL  
H 100 mm.  
Top  $\varnothing$  88 mm.  
Cap 300 ml.



**INDIGO TUMBLER AQUA**  
E9174/100 AQ  
H 100 mm.  
Top  $\varnothing$  88 mm.  
Cap 300 ml.



**INDIGO HIGHBALL S CLEAR**  
E9174/120 CL  
H 120 mm.  
Top  $\varnothing$  90 mm.  
Cap 420 ml.



**INDIGO TUMBLER OXFORD BLUE**  
E9174/100 CB  
H 100 mm.  
Top  $\varnothing$  88 mm.  
Cap 300 ml.



**INDIGO TUMBLER SMOKE**  
E9174/100 GY  
H 100 mm.  
Top  $\varnothing$  88 mm.  
Cap 300 ml.



**INDIGO HIGHBALL L CLEAR**  
E9174/150 CL  
H 150 mm.  
Top  $\varnothing$  90 mm.  
Cap 550 ml.



**AURA TUMBLER  
CLEAR**

E9222B/85 CL  
H 85 mm.  
Top  $\varnothing$  85 mm.  
Cap 290 ml.



**AURA TUMBLER  
COPPER**

E9222B/85 A60  
H 85 mm.  
Top  $\varnothing$  85 mm.  
Cap 290 ml.



**AURA TUMBLER  
MOSS**

E9222B/85 LG  
H 85 mm.  
Top  $\varnothing$  85 mm.  
Cap 290 ml.



**AURA TUMBLER  
SAPPHIRE**

E9222B/85 SP  
H 85 mm.  
Top  $\varnothing$  85 mm.  
Cap 290 ml.



**HAVANA TUMBLER  
CLEAR**

E9299/100 CL  
H 100 mm.  
Top  $\varnothing$  90 mm.  
Cap 320 ml.



**HAVANA TUMBLER  
BRONZE**

E9299/100 BW  
H 100 mm.  
Top  $\varnothing$  90 mm.  
Cap 320 ml.



**HAVANA TUMBLER  
SMOKE**

E9299/100 GY  
H 100 mm.  
Top  $\varnothing$  90 mm.  
Cap 320 ml.



**HAVANA GOBLET  
OLIVE**

E9299/140 OG  
H 140 mm.  
Top  $\varnothing$  90 mm.  
Cap 320 ml.



**JASPAL GOBLET  
PEACOCK GREEN**

E9614/165 EG  
H 165 mm.  
Top  $\varnothing$  97 mm.  
Cap 300 ml.



**JASPAL GOBLET  
OXFORD BLUE**

E9614/165 SP  
H 165 mm.  
Top  $\varnothing$  97 mm.  
Cap 300 ml.



**JASPAL GOBLET  
VIOLET**

E9614/165 V  
H 165 mm.  
Top  $\varnothing$  97 mm.  
Cap 300 ml.



**JASPAL GOBLET  
RED**

E9614/165 RD  
H 165 mm.  
Top  $\varnothing$  97 mm.  
Cap 300 ml.



# AURA



# FIREWORK WORK



**FIREWORK TUMBLER  
MONO YELLOW**

E9154/95 YL  
H 95 mm.  
Top  $\varnothing$  95 mm.  
Cap 350 ml.



**FIREWORK TUMBLER  
MONO RED**

E9154/95 RD  
H 95 mm.  
Top  $\varnothing$  95 mm.  
Cap 350 ml.



**FIREWORK TUMBLER  
MONO GREEN**

E9154/95 EG  
H 95 mm.  
Top  $\varnothing$  95 mm.  
Cap 350 ml.



**FIREWORK TUMBLER  
MONO BLACK**

E9154/95 BK  
H 95 mm.  
Top  $\varnothing$  95 mm.  
Cap 350 ml.



**FIREWORK  
TUMBLER MULTI  
YELLOW**

E9115/105 YLTQ  
H 105 mm.  
Top  $\varnothing$  76 mm.  
Cap 350 ml.



**FIREWORK  
TUMBLER MULTI  
ORANGE**

E9115/105 ORRD  
H 105 mm.  
Top  $\varnothing$  76 mm.  
Cap 350 ml.



**FIREWORK  
TUMBLER MULTI  
BLUE**

E9115/105 BLEG  
H 105 mm.  
Top  $\varnothing$  76 mm.  
Cap 350 ml.



**FIREWORK  
TUMBLER MULTI  
BLACK**

E9115/105 BKWH  
H 105 mm.  
Top  $\varnothing$  76 mm.  
Cap 350 ml.



**FIREWORK DOF  
RAINBOW**

E9120/90 RB  
H 90 mm.  
Top  $\varnothing$  88 mm.  
Cap 400 ml.



**FIREWORK TUMBLER  
RAINBOW**

E9120/95 RB  
H 95 mm.  
Top  $\varnothing$  95 mm.  
Cap 350 ml.



**FIREWORK HIGHBALL  
RAINBOW**

E9120/150 RB  
H 150 mm.  
Top  $\varnothing$  88 mm.  
Cap 350 ml.



**FIREWORK PITCHER  
RAINBOW**

E9120/210 RB  
H 210 mm.  
Top  $\varnothing$  120 mm.  
Cap 1,500 ml.



**SEYCHELLES  
TUMBLER YELLOW**

E9264/85 YL  
H 85 mm.  
Top  $\varnothing$  70 mm.  
Cap 260 ml.



**SEYCHELLES  
TUMBLER GREEN**

E9264/85 GR  
H 85 mm.  
Top  $\varnothing$  70 mm.  
Cap 260 ml.



**SEYCHELLES  
TUMBLER PURPLE**

E9264/85 PP  
H 85 mm.  
Top  $\varnothing$  70 mm.  
Cap 260 ml.



**SEYCHELLES  
TUMBLER BLUE**

E9264/85 BL  
H 85 mm.  
Top  $\varnothing$  70 mm.  
Cap 260 ml.



**LUNAR TUMBLER  
WHITE**

E9198/95 WH  
H 95 mm.  
Top  $\varnothing$  95 mm.  
Cap 350 ml.



**LUNAR TUMBLER  
YELLOW**

E9198/95 YL  
H 95 mm.  
Top  $\varnothing$  95 mm.  
Cap 350 ml.



**LUNAR TUMBLER  
ORANGE**

E9198/95 OR  
H 95 mm.  
Top  $\varnothing$  95 mm.  
Cap 350 ml.



**LUNAR TUMBLER  
SMOKE**

E9198/95 GY  
H 95 mm.  
Top  $\varnothing$  95 mm.  
Cap 350 ml.



**LINE TUMBLER  
WHITE**

E9283/90 WH  
H 90 mm.  
Top  $\varnothing$  80 mm.  
Cap 340 ml.



**LINE TUMBLER  
BLACK**

E9283/90 BK  
H 90 mm.  
Top  $\varnothing$  80 mm.  
Cap 340 ml.



**LINE TUMBLER  
GREEN**

E9283/90 GR  
H 90 mm.  
Top  $\varnothing$  80 mm.  
Cap 340 ml.



**LINE TUMBLER  
STEEL BLUE**

E9283/90 NV  
H 90 mm.  
Top  $\varnothing$  80 mm.  
Cap 340 ml.



**METEOR TUMBLER  
CLEAR**

E9177/95 CL  
H 95 mm.  
Top  $\varnothing$  95 mm.  
Cap 350 ml.



**METEOR TUMBLER  
AMBER**

E9177/95 A  
H 95 mm.  
Top  $\varnothing$  95 mm.  
Cap 350 ml.



**METEOR TUMBLER  
BLUE**

E9177/95 AQ  
H 95 mm.  
Top  $\varnothing$  95 mm.  
Cap 350 ml.



**METEOR TUMBLER  
BLACK**

E9177/95 BK  
H 95 mm.  
Top  $\varnothing$  95 mm.  
Cap 350 ml.



**SCUBA TUMBLER  
WHITE**

E9302/100 WH  
H 100 mm.  
Top  $\varnothing$  85 mm.  
Cap 300 ml.



**SCUBA TUMBLER  
YELLOW**

E9302/100 YL  
H 100 mm.  
Top  $\varnothing$  85 mm.  
Cap 300 ml.



**SCUBA TUMBLER  
PURPLE**

E9302/100 PP  
H 100 mm.  
Top  $\varnothing$  85 mm.  
Cap 300 ml.



**SCUBA TUMBLER  
BLUE**

E9302/100 BL  
H 100 mm.  
Top  $\varnothing$  85 mm.  
Cap 300 ml.



**SWIRL TUMBLER  
ORANGE**

E9131/95 OR  
H 95 mm.  
Top  $\varnothing$  95 mm.  
Cap 350 ml.



**FLAME  
TUMBLER**

E9118/95 RD  
H 95 mm.  
Top  $\varnothing$  95 mm.  
Cap 350 ml.



**HARMONY  
TUMBLER**

E9162/100 RD  
H 100 mm.  
Top  $\varnothing$  93 mm.  
Cap 350 ml.



**HARMONY  
HIGHBALL**

E9162/140 RD  
H 140 mm.  
Top  $\varnothing$  90 mm.  
Cap 450 ml.



DINING

# 02

Playful glass dinnerware with design inspirations from the nature



**LEAF BOWL S  
CLEAR**

E7109/155 CL  
L 155 mm. x W 130 mm.  
Cap 230 ml.



**LEAF BOWL S  
APPLE GREEN**

E7109/155 AG  
L 155 mm. x W 130 mm.  
Cap 230 ml.



**LEAF BOWL S  
OLIVE**

E7109/155 OG  
L 155 mm. x W 130 mm.  
Cap 230 ml.



**LEAF BOWL S  
SMOKE**

E7109/155 GY  
L 155 mm. x W 130 mm.  
Cap 230 ml.

# LEAF



**LEAF BOWL M  
OLIVE**

E7109/180 OG  
L 180 mm. x W 155 mm.  
Cap 370 ml.



**LEAF BOWL L  
SMOKE**

E7109/270 GY  
L 270 mm. x W 220 mm.  
Cap 950 ml.



**LEAF BOWL XL  
SMOKE**

E7109/330 GY  
L 330 mm. x W 280 mm.  
Cap 1,700 ml.



**LEAF PLATE S  
CLEAR**

E7105/205 CL  
L 205 mm. x W 155 mm.



**LEAF PLATE S  
APPLE GREEN**

E7105/205 AG  
L 205 mm. x W 155 mm.



**LEAF PLATE S  
OLIVE**

E7105/205 OG  
L 205 mm. x W 155 mm.



**LEAF PLATE S  
SMOKE**

E7105/205 GY  
L 205 mm. x W 155 mm.

# LEAF



**LEAF PLATE M  
SMOKE**

E7105/245 GY  
L 245 mm. x W 180 mm.



**LEAF PLATE L  
CLEAR**

E7105/315 CL  
L 315 mm. x W 220 mm.



**LEAF PLATE XL  
OLIVE**

E7105/400 OG  
L 400 mm. x W 290 mm.



**TROPICAL PLATE  
STRAWBERRY  
PINK**

E7152/ST PK  
L 135 mm. x W 115 mm.



**TROPICAL  
PINEAPPLE  
AMBER**

E7152/PP A32  
L 155 mm. x W 95 mm.



**TROPICAL  
GRAPE  
VIOLET**

E7152/GP V  
L 145 mm. x W 115 mm.



**TROPICAL  
LEMON  
LEMON**

E7152/LM A8  
L 135 mm. x W 95 mm.



**TROPICAL  
APPLE  
CLEAR**

E7152/AP CL  
L 120 mm. x W 110 mm.



# TROPICAL

# CAL





**DAPPLE PLATE S LAVENDER**

E7171/130 LA  
H 20 mm.  
Top  $\varnothing$  130 mm.



**DAPPLE PLATE L LAVENDER**

E7171/155 LA  
H 20 mm.  
Top  $\varnothing$  155 mm.



**NOVA5 BOWL CHOCOLATE**

E7179/130 SM  
H 55 mm.  
Top  $\varnothing$  130 mm.  
Cap 370 ml.



**NOVA5 BOWL SMOKE**

E7179/130 GY  
H 55 mm.  
Top  $\varnothing$  130 mm.  
Cap 370 ml.



**DAPPLE BOWL S LAVENDER**

E7171/130 LA  
H 50 mm.  
Top  $\varnothing$  130 mm.  
Cap 330 ml.



**DAPPLE BOWL L LAVENDER**

E7171/210 LA  
H 50 mm.  
Top  $\varnothing$  210 mm.  
Cap 950 ml.



**NOVA5 PLATE CHOCOLATE**

E7179/175 SM  
H 25 mm.  
Top  $\varnothing$  175 mm.



**NOVA5 PLATE SMOKE**

E7179/175 GY  
H 25 mm.  
Top  $\varnothing$  175 mm.



**JEEB BOWL PEACOCK GREEN**

E7178/125 AG  
H 60 mm.  
Top  $\varnothing$  125 mm.  
Cap 340 ml.



**JEEB BOWL MULBERRY**

E7178/125 V  
H 60 mm.  
Top  $\varnothing$  125 mm.  
Cap 340 ml.



**NOVA7 BOWL MINT**

E7180/130 RG  
H 60 mm.  
Top  $\varnothing$  130 mm.  
Cap 380 ml.



**NOVA7 BOWL MULBERRY**

E7180/130 V  
H 60 mm.  
Top  $\varnothing$  130 mm.  
Cap 380 ml.



**JEEB PLATE PEACOCK GREEN**

E7178/180 AG  
H 28 mm.  
Top  $\varnothing$  180 mm.



**JEEB PLATE MINT**

E7178/180 RG  
H 28 mm.  
Top  $\varnothing$  180 mm.



**NOVA7 PLATE MINT**

E7180/180 RG  
H 30 mm.  
Top  $\varnothing$  180 mm.



**NOVA7 PLATE MULBERRY**

E7180/180 V  
H 30 mm.  
Top  $\varnothing$  180 mm.



**SCALA BOWL  
GOLD**

E7102/110 A  
H 65 mm.  
Top  $\varnothing$  110 mm.  
Cap 330 ml.



**SCALA BOWL  
LIME**

E7102/110 YG  
H 65 mm.  
Top  $\varnothing$  110 mm.  
Cap 330 ml.



**SCALA BOWL  
MULBERRY**

E7102/110 V  
H 65 mm.  
Top  $\varnothing$  110 mm.  
Cap 330 ml.



**SCALA BOWL  
SMOKE**

E7102/110 GY  
H 65 mm.  
Top  $\varnothing$  110 mm.  
Cap 330 ml.



**CLAM BOWL S  
AQUA**

E7130/85 AQ  
L 100 mm. x W 85 mm.  
Cap 60 ml.



**CLAM BOWL L  
AQUA**

E7130/175 AQ  
L 175 mm. x W 155 mm.  
Cap 280 ml.



**SCALA PLATE S  
MULBERRY**

E7102/155 V  
Top  $\varnothing$  155 mm.



**SCALA PLATE L  
MULBERRY**

E7102/200 V  
Top  $\varnothing$  200 mm.



**FISH PLATE S  
CLEAR**

E7108/125 CL  
L 125 mm. x W 95 mm.



**FISH PLATE M  
SAPPHIRE**

E7108/150 SP  
L 150 mm. x W 125 mm.



**SCALA PLATE S  
SMOKE**

E7102/155 GY  
Top  $\varnothing$  155 mm.



**SCALA PLATE L  
SMOKE**

E7102/200 GY  
Top  $\varnothing$  200 mm.



**FISH PLATE L  
CLEAR**

E7108/205 CL  
L 205 mm. x W 175 mm.



**FISH PLATE XL  
AQUA**

E7108/310 AQ  
L 310 mm. x W 255 mm.



**STARFISH PLATE  
SKY BLUE**

E7174/140 SK  
Top  $\varnothing$  140 mm.



**SHELLFISH PLATE S  
CLEAR**

E7173/130 CL  
Top  $\varnothing$  130 mm.



**SHELLFISH PLATE L  
CLEAR**

E7173/190 CL  
Top  $\varnothing$  190 mm.



**JADE PLATE  
GREEN**

E7181/158 JGR  
Top  $\varnothing$  158 mm.



**JADE MINI BOWL  
GREEN**

E7181/87 JGR  
H 50 mm.  
Top  $\varnothing$  87 mm.  
Cap 180 ml.



**JADE BOWL  
GREEN**

E7181/120 JGR  
H 62 mm.  
Top  $\varnothing$  120 mm.  
Cap 430 ml.




**SEYCHELLES PLATE  
YELLOW**

E7184/155 YL  
Top  $\varnothing$  155 mm.



**SEYCHELLES PLATE  
RED**

E7184/155 RD  
Top  $\varnothing$  155 mm.



**SEYCHELLES PLATE  
BLUE**

E7184/155 BL  
Top  $\varnothing$  155 mm.



**JADE PLATE  
PINK**

E7181/158 JPK  
Top  $\varnothing$  158 mm.



**JADE MINI BOWL  
PINK**

E7181/87 JPK  
H 50 mm.  
Top  $\varnothing$  87 mm.  
Cap 180 ml.



**JADE BOWL  
PINK**

E7181/120 JPK  
H 62 mm.  
Top  $\varnothing$  120 mm.  
Cap 430 ml.



**BAMBOO BOWL  
OLIVE**

E7170/130 OG  
H 55 mm.  
Top  $\varnothing$  130 mm.  
Cap 500 ml.



**BAMBOO MINI BOWL  
OLIVE**

E7170/75 OG  
H 40 mm.  
Top  $\varnothing$  75 mm.  
Cap 130 ml.



**BAMBOO PLATE  
OLIVE**

E7170/230 OG  
H 40 mm.  
Top  $\varnothing$  230 mm.



**JADE PLATE  
BLUE**

E7181/158 JBL  
Top  $\varnothing$  158 mm.



**JADE MINI BOWL  
BLUE**

E7181/87 JBL  
H 50 mm.  
Top  $\varnothing$  87 mm.  
Cap 180 ml.



**JADE BOWL  
BLUE**

E7181/120 JBL  
H 62 mm.  
Top  $\varnothing$  120 mm.  
Cap 430 ml.

LIVING

# 03

Stunning decorative yet practical  
art glass pieces to celebrate modern  
lifestyle





**MOMENTUM TEALIGHT HOLDER  
CLEAR**

E2343/60 CL  
H 60 mm.  
Top  $\varnothing$  75 mm.



**MOMENTUM TEALIGHT HOLDER  
ROSE**

E2343/60 V0.5A  
H 60 mm.  
Top  $\varnothing$  75 mm.



**MOMENTUM TEALIGHT HOLDER  
CHOCOLATE**

E2343/60 SM  
H 60 mm.  
Top  $\varnothing$  75 mm.



**MOMENTUM TEALIGHT HOLDER  
SMOKE**

E2343/60 GY  
H 60 mm.  
Top  $\varnothing$  75 mm.

# MOMENTUM TUM





**BENJA TEALIGHT  
HOLDER CLEAR**

E2339/60 CL  
H 60 mm.  
Top  $\varnothing$  78 mm.



**BENJA TEALIGHT  
HOLDER RED**

E2339/60 RD  
H 60 mm.  
Top  $\varnothing$  78 mm.



**BENJA TEALIGHT  
HOLDER CHOCOLATE**

E2339/60 SM  
H 60 mm.  
Top  $\varnothing$  78 mm.



**BENJA TEALIGHT  
HOLDER SMOKE**

E2339/60 GY  
H 60 mm.  
Top  $\varnothing$  78 mm.



**COVE TEALIGHT  
HOLDER CLEAR**

E2302/70 CL  
H 65 mm.  
Top  $\varnothing$  70 mm.



**COVE TEALIGHT  
HOLDER SMOKE**

E2302/70 GY  
H 65 mm.  
Top  $\varnothing$  70 mm.



**COVE TEALIGHT  
HOLDER SKY BLUE**

E2302/70 SK  
H 65 mm.  
Top  $\varnothing$  70 mm.



**COVE TEALIGHT  
HOLDER OXFORD BLUE**

E2302/70 CB  
H 65 mm.  
Top  $\varnothing$  70 mm.



**STAR TEALIGHT  
HOLDER CLEAR**

E9238/55 CL  
H 55 mm.  
Top  $\varnothing$  78 mm.



**STAR TEALIGHT  
HOLDER GOLD**

E9238/55 A  
H 55 mm.  
Top  $\varnothing$  78 mm.



**STAR TEALIGHT  
HOLDER OXFORD BLUE**

E9238/55 CB  
H 55 mm.  
Top  $\varnothing$  78 mm.



**STAR TEALIGHT  
HOLDER SMOKE**

E9238/55 GY  
H 55 mm.  
Top  $\varnothing$  78 mm.



**AMY BUD VASE  
SKY BLUE**

E1114/135 SK  
H 135 mm.  
Top  $\varnothing$  50 mm.



**AMY BUD VASE  
CLEAR**

E1114/135 CL  
H 135 mm.  
Top  $\varnothing$  50 mm.



**AMY BUD VASE  
MULBERRY**

E1114/135 V  
H 135 mm.  
Top  $\varnothing$  50 mm.



**AMY BUD VASE  
MINT**

E1114/135 RG  
H 135 mm.  
Top  $\varnothing$  50 mm.



**SIRIUS TEALIGHT  
HOLDER CLEAR**

E2342/68 CL  
H 68 mm.  
Top  $\varnothing$  76 mm.



**SIRIUS TEALIGHT  
HOLDER SKY BLUE**

E2342/68 SK  
H 68 mm.  
Top  $\varnothing$  76 mm.



**SIRIUS TEALIGHT  
HOLDER MINT**

E2342/68 RG  
H 68 mm.  
Top  $\varnothing$  76 mm.



**SIRIUS TEALIGHT  
HOLDER OLIVE**

E2342/68 OG  
H 68 mm.  
Top  $\varnothing$  76 mm.



**BOO BUD VASE  
PINK**

E1113/110 PK  
H 110 mm.  
Top  $\varnothing$  45 mm.



**BOO BUD VASE  
YELLOW**

E1113/110 YL  
H 110 mm.  
Top  $\varnothing$  45 mm.



**BOO BUD VASE  
ORANGE**

E1113/110 OR  
H 110 mm.  
Top  $\varnothing$  45 mm.



**BOO BUD VASE  
GREEN**

E1113/110 GR  
H 110 mm.  
Top  $\varnothing$  45 mm.



**CUBE VASE S  
CLEAR**

E1578/100 CL  
H 100 mm.  
Top  $\varnothing$  50 mm.



**CUBE VASE L  
CLEAR**

E1578/150 CL  
H 150 mm.  
Top  $\varnothing$  75 mm.



**CUBE VASE TALL  
CLEAR**

E1578/200 CL  
H 200 mm.  
Top  $\varnothing$  55 mm.



**CUBE VASE S  
MINT**

E1578/100 RG  
H 100 mm.  
Top  $\varnothing$  50 mm.



**CUBE VASE L  
SMOKE**

E1578/150 GY  
H 150 mm.  
Top  $\varnothing$  75 mm.



**CUBE VASE TALL  
PEACH**

E1578/200 PH  
H 200 mm.  
Top  $\varnothing$  55 mm.

CUBE






**INDIGO ROUND VASE S  
FORESTS GREEN**

E1557/100 EG  
H 100 mm.  
Top  $\varnothing$  80 mm.



**INDIGO ROUND VASE S  
RED**

E1557/100 RD  
H 100 mm.  
Top  $\varnothing$  80 mm.



**INDIGO ROUND VASE S  
SMOKE**

E1557/100 GY  
H 100 mm.  
Top  $\varnothing$  80 mm.



**INDIGO OPEN VASE S  
CLEAR**

E1553/250 CL  
H 250 mm.  
Top  $\varnothing$  130 mm.



**INDIGO OPEN VASE S  
SMOKE**

E1553/250 GY  
H 250 mm.  
Top  $\varnothing$  130 mm.



**INDIGO OPEN VASE S  
VIOLET**

E1553/250 V  
H 250 mm.  
Top  $\varnothing$  130 mm.



**INDIGO ROUND VASE M  
CLEAR**

E1557/125 CL  
H 125 mm.  
Top  $\varnothing$  95 mm.

**INDIGO ROUND VASE L  
CLEAR**

E1557/155 CL  
H 155 mm.  
Top  $\varnothing$  100 mm.

**INDIGO ROUND VASE XL  
CLEAR**

E1557/200 CL  
H 200 mm.  
Top  $\varnothing$  135 mm.



**INDIGO OPEN VASE L  
CLEAR**

E1553/300 CL  
H 300 mm.  
Top  $\varnothing$  165 mm.



**INDIGO OPEN VASE L  
SMOKE**

E1553/300 GY  
H 300 mm.  
Top  $\varnothing$  165 mm.



**INDIGO OPEN VASE L  
VIOLET**

E1553/300 V  
H 300 mm.  
Top  $\varnothing$  165 mm.





**WAVE VASE S  
CLEAR**

E1514/255 CL  
H 255 mm.  
Top  $\varnothing$  120 mm.



**WAVE VASE M  
CLEAR**

E1514/400 CL  
H 400 mm.  
Top  $\varnothing$  160 mm.



**WAVE VASE L  
CLEAR**

E1514/550 CL  
H 550 mm.  
Top  $\varnothing$  165 mm.



**OZONE VASE M  
LIME**

E1577B/125 YG  
H 125 mm.  
Top  $\varnothing$  95 mm.



**OZONE VASE M  
MINT**

E1577B/125 RG  
H 125 mm.  
Top  $\varnothing$  95 mm.



**OZONE VASE M  
VIOLET**

E1577B/125 V  
H 125 mm.  
Top  $\varnothing$  95 mm.



**OZONE VASE S  
MINT**

E1577B/100 RG  
H 100 mm.  
Top  $\varnothing$  80 mm.



**OZONE VASE XL  
CLEAR**

E1577B/200 CL  
H 200 mm.  
Top  $\varnothing$  140 mm.



**WEB REGULAR VASE S  
CLEAR**

E2316R/100 CL  
H 100 mm.  
Top  $\varnothing$  100 mm.



**WEB WIDE BODY VASE L  
CLEAR**

E2316W/150 CL  
H 150 mm.  
Top  $\varnothing$  150 mm.



**WEB REGULAR VASE M  
CLEAR**

E2316R/165 CL  
H 165 mm.  
Top  $\varnothing$  100 mm.



**WEB REGULAR VASE L  
CLEAR**

E2316R/230 CL  
H 230 mm.  
Top  $\varnothing$  100 mm.



**WEB WIDE BODY VASE XL  
CLEAR**

E2316W/240 CL  
H 240 mm.  
Top  $\varnothing$  150 mm.

# WEB





**ROMANICA VASE CLEAR**

E1511/265 CL  
H 265 mm.  
Top  $\varnothing$  210 mm.



**ROMANICA VASE RED**

E1511/265 RD  
H 265 mm.  
Top  $\varnothing$  210 mm.



**ROMANICA VASE BLACK**

E1511/265 BK  
H 265 mm.  
Top  $\varnothing$  210 mm.



**ROMANICA CENTERPIECE BOWL CLEAR**

E1511/355 CL  
H 220 mm.  
Top  $\varnothing$  355 mm.



**ROMANICA HURRICANE S CLEAR**

E1513/220 CL  
H 220 mm.  
Top  $\varnothing$  150 mm.



**ROMANICA FOOTED VASE S CLEAR**

E1511/320 CL  
H 320 mm.  
Top  $\varnothing$  170 mm.



**ROMANICA FOOTED VASE M RED**

E1511/375 RD  
H 375 mm.  
Top  $\varnothing$  200 mm.



**ROMANICA FOOTED VASE L BLACK**

E1511/455 BK  
H 455 mm.  
Top  $\varnothing$  200 mm.



**ROMANICA HURRICANE M CLEAR**

E1513/260 CL  
H 260 mm.  
Top  $\varnothing$  180 mm.



**ROMANICA HURRICANE L CLEAR**

E1513/330 CL  
H 330 mm.  
Top  $\varnothing$  215 mm.

# Colors

ETNA glassware is available in 50 standard colors, one of the biggest color ranges in the glassware industry. In addition to the fifty transparent colors in this list, we also have a selection of opaque colors and semi-opaque colors. Customized colors are also possible upon request.

<b>CLEAR</b> CL	<b>LEMON *</b> A8	<b>GOLD *</b> A41	<b>AMBER *</b> A43	<b>COPPER*</b> A60	<b>RED *</b> RD1/12	<b>PEACH *</b> PH28	<b>CORAL *</b> PK100	<b>PINK *</b> PK29	<b>BLUSH *</b> PK15
<b>MINT</b> RG1.5	<b>LIME</b> YG12	<b>SPRING GREEN</b> YG24	<b>MELON GREEN</b> AG10	<b>APPLE GREEN</b> AG12	<b>PEACOCK GREEN</b> AG57	<b>EMERALD</b> EG1	<b>FOREST</b> EG5	<b>MOSS</b> LG69	<b>OLIVE</b> OG18
<b>TURQUOISE</b> SK700	<b>TEAL</b> SK800/70	<b>ARCTIC BLUE</b> AQ0.5	<b>AQUA</b> AQ1	<b>AZURE</b> AQ2.5	<b>SAPPHIRE</b> SP0.5	<b>SKY BLUE</b> SK3	<b>CAMBRIDGE BLUE</b> SK6	<b>ROYAL BLUE</b> SK7.2	<b>PERSIAN BLUE</b> CB7462
<b>LAVENDER</b> LA2	<b>INDIGO</b> LA8	<b>COBALT</b> CB018	<b>ORCHID *</b> LM1	<b>ROSE</b> V0.5	<b>MULBERRY</b> V0.7	<b>VIOLET</b> V1.7	<b>AMETHYST</b> AM0.4	<b>WINE</b> AM1	<b>PLUM</b> AM2
<b>OXFORD BLUE</b> CB4	<b>STEEL BLUE</b> IB3	<b>MIDNIGHT BLUE</b> IB2/4	<b>PIGEON BLUE</b> B1/2	<b>CARAMEL</b> BW5	<b>BRONZE</b> BW6	<b>BROWN</b> SM0.9	<b>CHOCOLATE</b> SM1/2	<b>SILVER GREY</b> GY5	<b>SMOKE GREY</b> GY18/3

Colors marked with a star (\*) are special colors that have higher cost, otherwise all other colors and clear cost the same.

This color chart is for selection guideline only. Actual glass colors may appear different from the printed colors. Please always refer to the actual glass colors.

# Product care

ETNA glassware are crafted to last. But to maintain their beautiful appearance, we have the following care recommendations.

1. ETNA glasses are dishwasher safe. But as with all handmade glass, top-shelf and gentle cycles are recommended. Warm water is usually sufficient and strong washing detergent should be avoided
2. ETNA glasses are not heat-resistant. They are not suitable for freezer, microwave or oven uses. Maximum sudden change in temperature that the glass is subjected to should not exceed 50 degree Celsius range
3. ETNA candleholders are fully fit for their purpose but please do not leave open flame unattended
4. Please do not stack the glasses unless they are labeled stackable

Any apparent imperfections in the products such as small air bubbles are the result of works done by hands. These are signature of handmade glass and are not considered defective. Slight variation in colors between pieces are also possible due to seasonal melting environments. Product dimensions and capacities may vary due to handmade production.



# Practical order information

**Stock** We do stock some limited SKUs but generally we produce to order which allows customers with flexibility to choose the designs and colors to order

**MOQ** ranges from 600-1,000pcs per SKU per shipment for most drinkware

**FCL/LCL** we accept both FCL and smaller LCL orders but small order handling charge USD 350 per B/L applies for orders smaller than USD 10,000

**Packing** Standard packing is bulk pack in 5-ply good quality brown corrugated cartons, which are sea export worth. Color gift box, drop-test packaging and palletization are available on request at extra costs

**FOB port** we ship from Bangkok port or Bangkok International airport


**Production lead time** is typically 60-90 days after confirmation depending on order volume and level of customization

**OEM orders** In addition to ETNA designs and products in this catalogue, we also welcome ODM and OEM orders for customers who would like to customize their own glassware products

# Contact

**United Glass Company Limited**

159-160 Mu8 Omyai Sampran  
Nakornpathom 73160 Thailand

 **+66 2 8115066**

 **export@etnaglass.com**

 **www.etnaglass.com**

 **etna.glass**

